


STEP 1

Remove your vial of 'Stem Cell Hair Growth Factors' from the fridge. Remove cap.



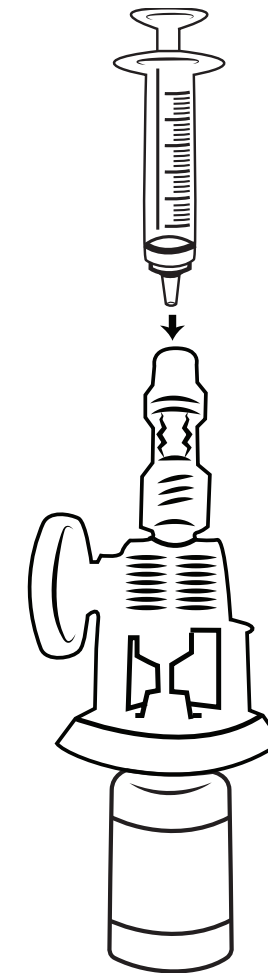
STEP 2

Remove the green Smart Valve from packet. Carefully push the Smart Valve onto the vial until you hear a 'click'.



STEP 3

Attach syringe to smart valve and draw up 2.5ml (half the vial). Return vial to fridge and use remaining 2.5ml solution for week two.



STEP 4

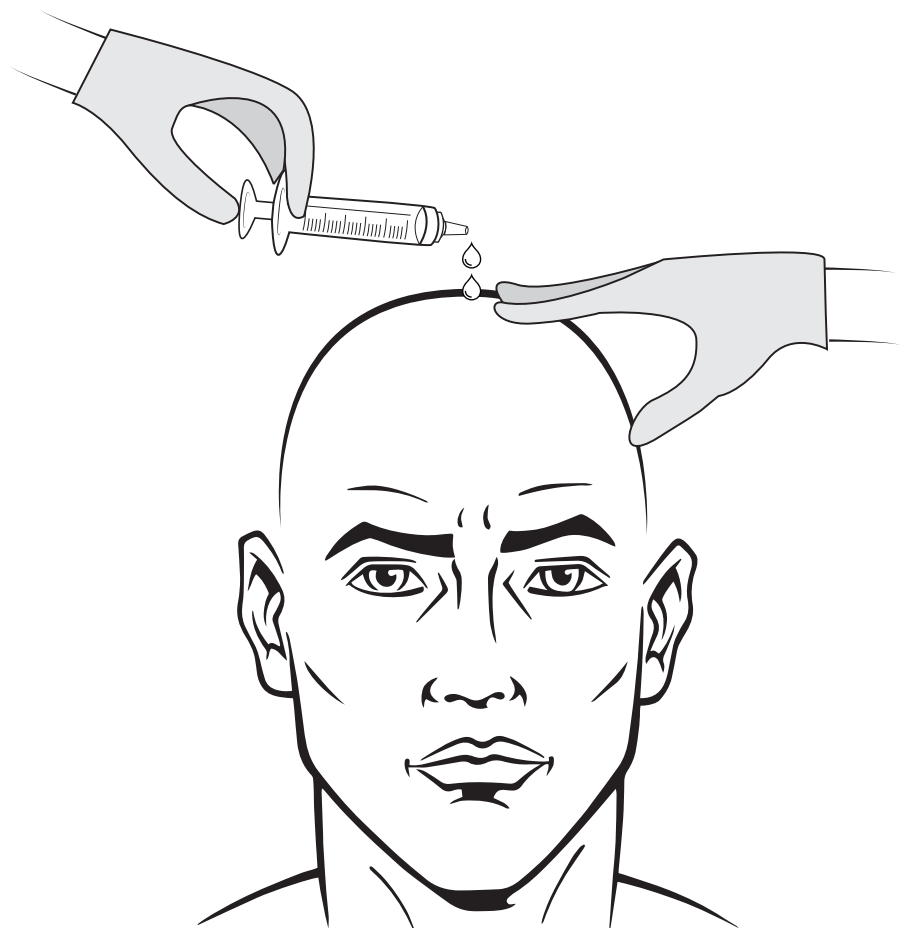
Remove alcohol swab from sachet and clean the area of the scalp with the swab that is to be treated prior to applying the Growth Factors.

STEP 5

Ensure the scalp is clean & dry. Whoever performs this part of the treatment on you needs to wear vinyl powder free gloves or similar.

STEP 6

Apply solution to treatment area and massage in using hands.



STEP 7

Apply 2 pumps of the Hair Tonic Essence twice a week to the affected area in between Growth Factor treatments.

